


Order of Application

 = Only use at night

Name: _____

Phone Number: _____

Email: _____

Step 1 - Cleanser (choose one)

- Purifying Gel Cleanser
- HydraBoost
- Acne Clarifying Cleanser
- SensiCalm




Step 2 - Exfoliant (choose one plus Bright & Clear Solution)

- Bright & Clear Solution
- Lotus Scrub 
- MicroDerm Polish 
- AHA Renewal Serum 
- Enzymatic Peel 



Step 3 - Serum (general order of application) - Customize to skin type, skin concern and sensitivity

- EverActive C&E™ + Peptide

Ultimate Boost Serum
Calm-R™
Acne Balancing Serum
Matticlear
EvenTone
Intellibright Complex
Retinol Resurfacing Serum 


The serums in this section can be used in any order




*individuals may find retinols easier to tolerate when applied otopop of a serum or lotion

- Alumience A.G.E.™
- Vitamin Rich Smoother

Order of Application


 = Only use at night

Step 4 - Eye Products

- AluminEye™
- Retinol Eye Gel 
- Eye Rescue Pads



Step 5 - Specialty

- Neck & Décolleté Firming Cream 
- Aqua Infusion Mask



Step 6 - Moisturizer (choose one)

- HydraLight
- HydraSmooth™
- HydraClarté
- HydraCalm
- HydraDew
- HydraRich
- Recovery Balm



Step 7 - Sunscreen

- Sheer Hydration Broad Spectrum SPF 40 (Untinted)
- Sheer Hydration Broad Spectrum SPF 40 (Versatile Tint)
- Clear Shield Broad Spectrum SPF 42
- Moisture Matte Broad Spectrum SPF 40 (Ivory)
- Moisture Matte Broad Spectrum SPF 40 (Sand)
- Moisture Matte Broad Spectrum SPF 40 (Amber)

